

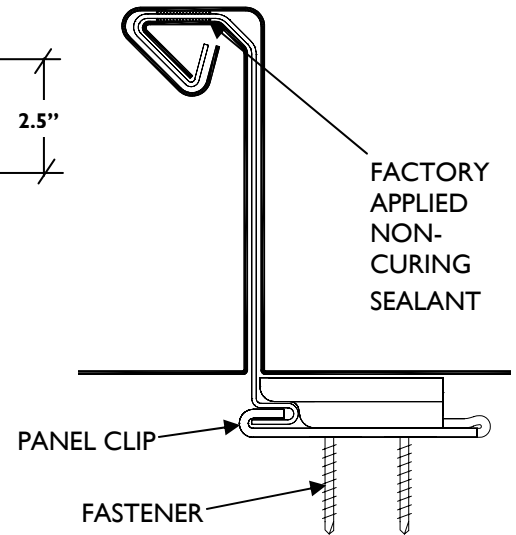



SPAN-LOCK SL25



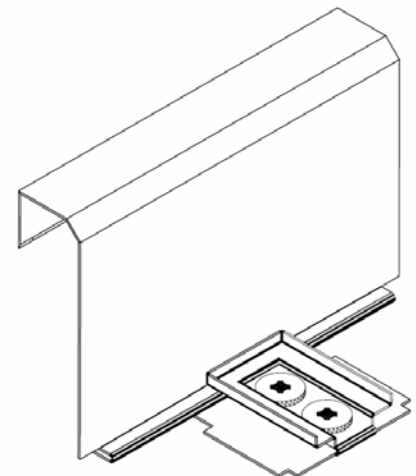
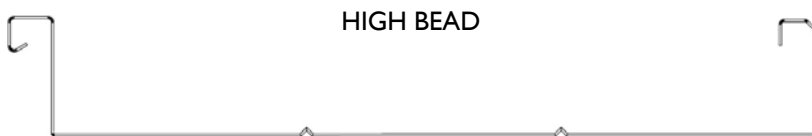
www.dmimetals.com

SPAN-LOCK SL25 PANEL PROFILES:



SEAM CROSS SECTION

OPTIONAL STIFFENER PATTERNS:



SL25 PANEL CLIP

SPAN-LOCK SL25 (continued)

STANDARD PRODUCT OFFERING

24 ga., 22 ga. Steel, and .032, .040 Aluminum:

<u>MODEL NO.</u>	<u>SEAM ON-CENTER</u>
SL2516	16"

Custom panel widths are available. Consult DMI for associated costs and lead times.

PRODUCT: SPAN-LOCK SL25 is a structural panel which is mechanically seamed during installation. The product is an integral interlocking system by design meaning the panels install in one direction from a given starting point. A SL25DM (double-male) starter panel is available (for a minimal setup fee) and may be installed in the middle of a roof area to achieve a symmetrical layout. SPAN-LOCK is a very flexible panel design which works well with a wide range of building designs. Three different clips are available: Low Floating, High Floating, and Fixed.

NOTE: Continuous lengths up to 90'-0" is standard. Lengths over 53' require additional crating fees and special hauling permits. Contact DMI for details.

22 ga. steel, .032 and .040 aluminum are not stocked in all colors. Minimum order quantities and extended lead times may accompany panel orders when utilizing these substrates

Oil-canning, the slight waviness inherent with light gauge metal, does not affect the finish or structural integrity of the panel and is therefore not cause for rejection.

All SPAN-LOCK (SL25) products are striated standard. See front for other optional stiffener patterns that are available.

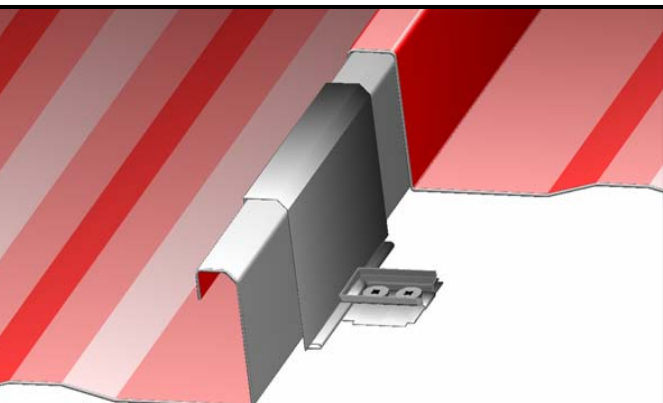
Double Male panels are not recommended with metallic finishes due to the paint finish being directional and may cause color variation or shading.

ROOF ASSEMBLIES: SPAN-LOCK SL25 can be applied over various roof assemblies including: open framing, rigid insulation (utilizing a bearing plate under each panel clip spaced 60" o.c., max.) over 22 ga. corrugated steel deck, and various solid substrates including plywood sheathing, nail base insulation, or steel deck.

PRODUCT USES AND APPLICATIONS: Product uses include low to high slope roofing, vertical fascia, equipment screens, mansards, and wall panels. This system may also be installed on tapered roof areas.

ADVANTAGES:

1. UL-90 classified assemblies: high wind uplift loading capacities
2. ASTM Air, Water Infiltration and Structural Tested.
3. Factory Applied Non-Curing Sealant: for superior watertightness
4. Mechanically seamed: may be installed on low slope applications
5. No Hand Seaming Required: built-in locking leg keeps the roof panel in place until ready to mechanical seam
6. Multi-directional Mechanical Seaming: panel seaming is simplified
7. Expansion Clips: allows for thermal expansion and contraction
8. Continuous Rollformed Lengths: eliminates need for panel lap joints.



DIMENSIONAL METALS, INC.

DMI has specialized in the manufacturing of Architectural Metal Panel Systems and Fabricated Architectural Sheet Metal for the construction industry for over 17 years. We use the most technologically advanced Fixed Base Roll-Forming Equipment with in house quality control so that we can offer the highest product quality available.

Please contact our Engineering Department today for technical assistance.

Headquarters

58 Klema Drive North
Reynoldsburg, OH 43068
Tel: 800-828-1510
Fax: 740-927-3319

North Carolina

Tel: 800-919-1510

Web: www.dmimetals.com

E-mail: sales@dmimetals.com

